

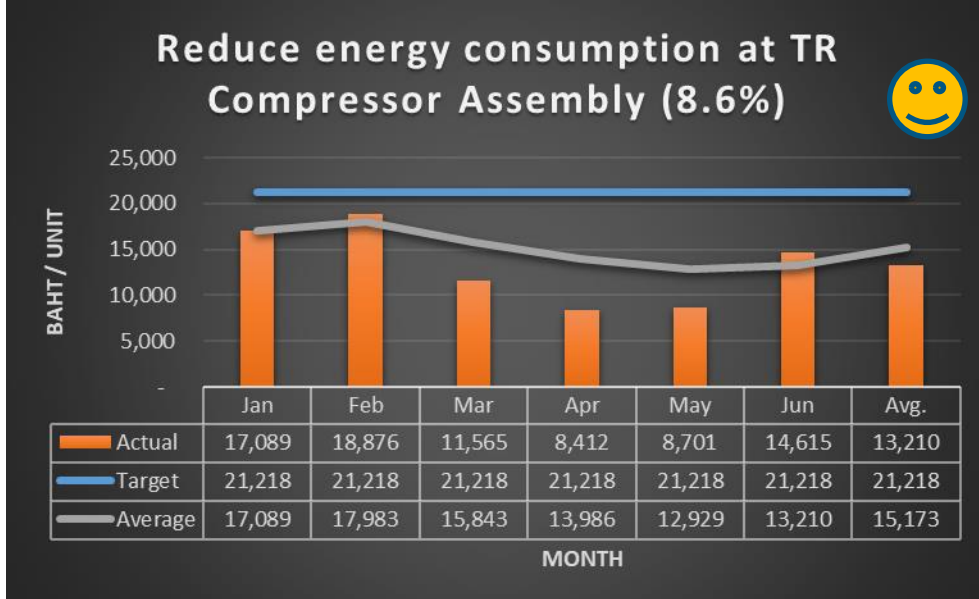
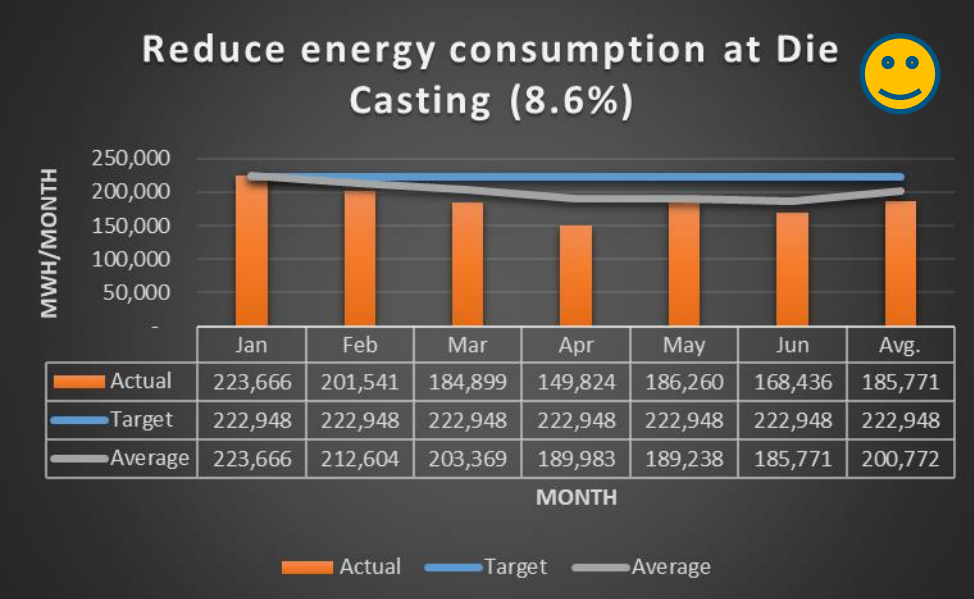
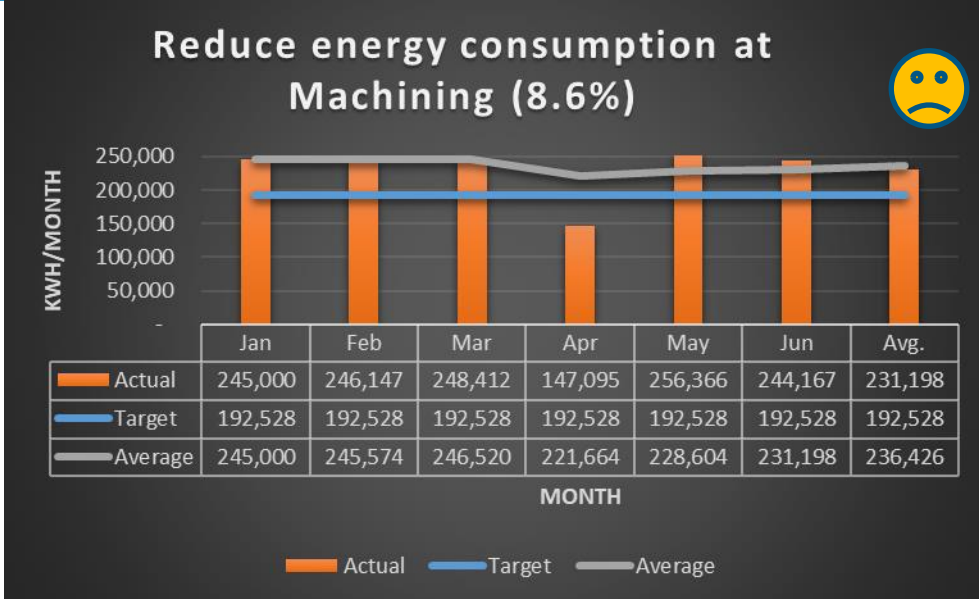
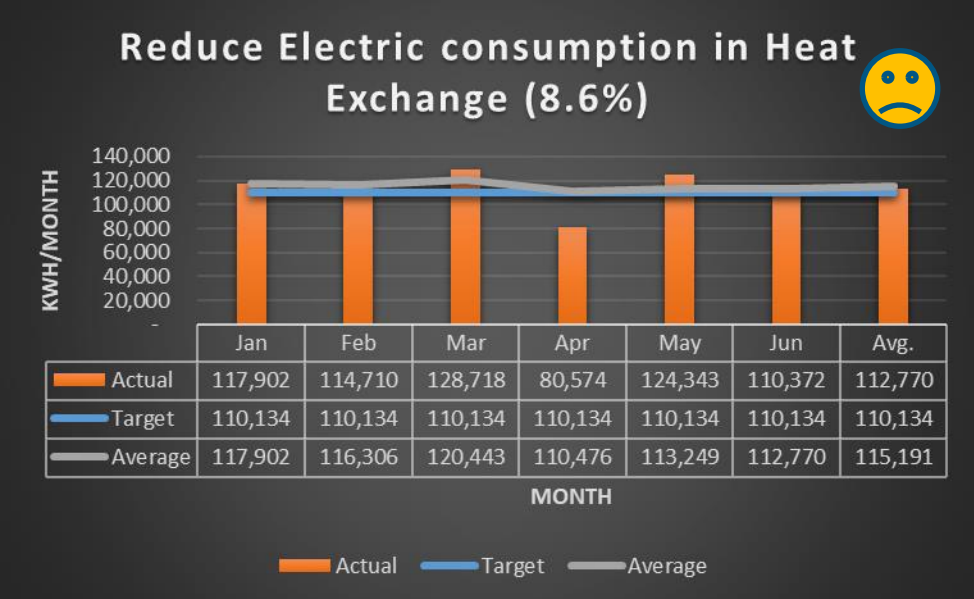
Environment and Safety report report for the first half of 2023

Sanden (THAILAND) CO.,LTD.

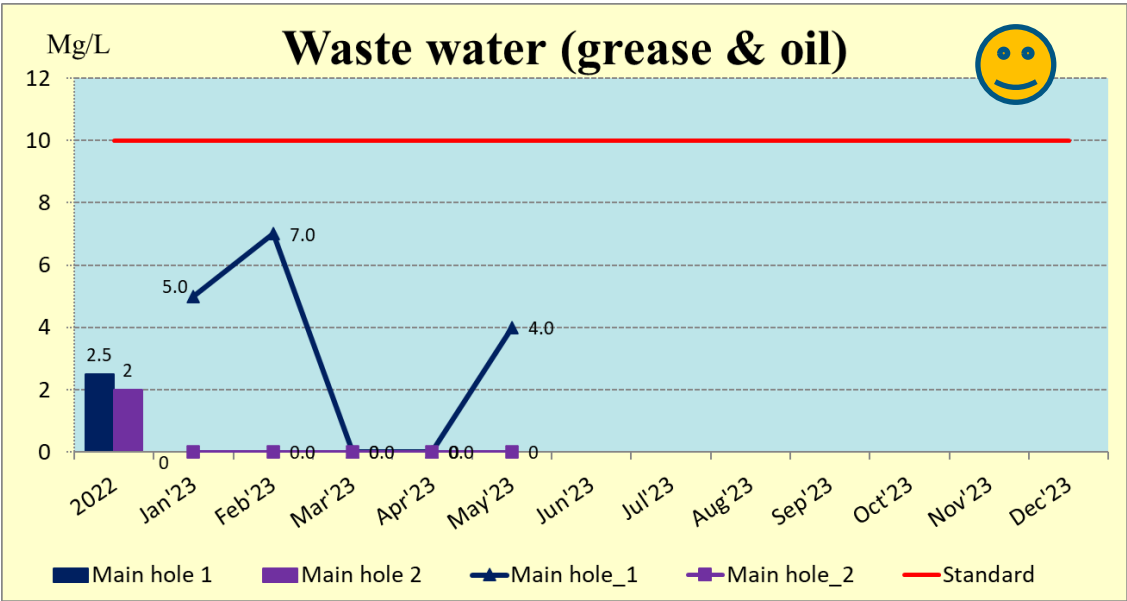
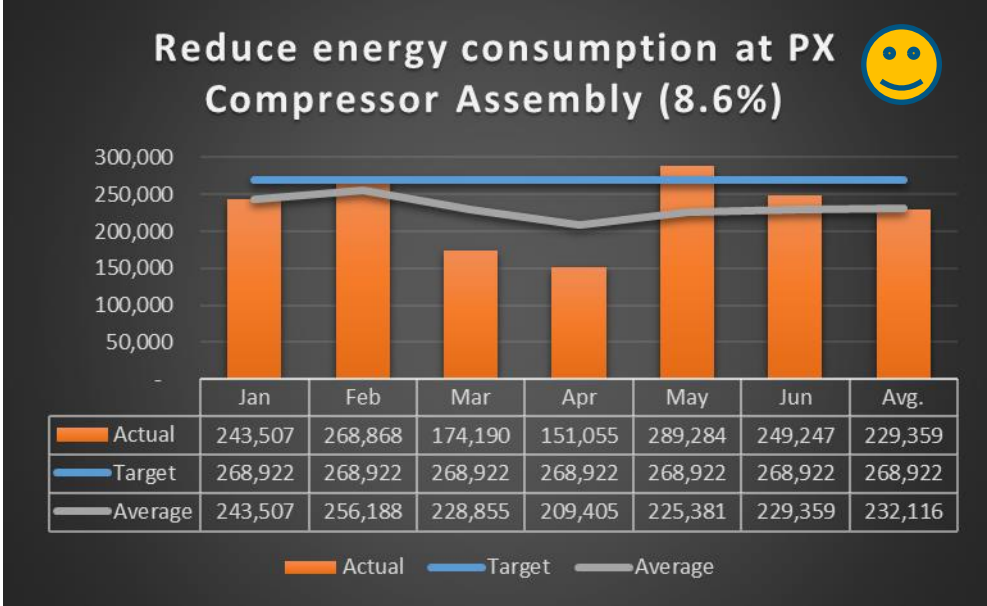
Result of the objective and target in ISO 14001 for the first half of 2023

Objective	Target 2023	Results	Implement
1. Energy saving			
1.1 Reduce Electric consumption in Heat Exchange (8.6%)	110,134 kwh / Month	112,770 kwh / Month	NG
1.2 Reduce energy consumption at Machining (8.6%)	192,528 kwh / Month	231,198 kwh / Month	NG
1.3 Reduce energy consumption at Die Casting (8.6%)	222,948 kwh / Month	185,771 kwh / Month	OK
1.4 Reduce energy consumption at TR Compressor Assembly (8.6%)	21,218 kwh / Month	13,210 kwh / Month	OK
1.5 Reduce energy consumption at PX Compressor Assembly (8.6%)	268,922 kwh / Month	229,359 kwh / Month	OK
2. Save the environment			
2.1 Oil & Grease in wastewater not over standard	0 Times	0	OK
2.2 Environment activities	≥1 activity	≥1 activity	
3. Green communication			
3.1 Complaints from third parties around the company	0 Times	0 Times	OK
3.2 Environmental performance to public	2 Times	1 Times	OK

Details result of the objectives and target in ISO 14001 for the first half of 2023



Details result of the objective and target in ISO 14001 for the first half of 2023



Result of the objective and target in ISO 45001 for the first half of 2023

Objective	Target value definition	unit	Target	Result
Work-related death injury	Incidence of fatalities from industrial accidents	% /1000	0%	0%
Serious injuries caused by labor disasters	105 days or more of absence from work due to industrial accidents	% /1000	0%	0%
Industrial injury and minor injury	1 days or more but less than 105 days of absence due to industrial accidents	Number of people	1 case /base 500	1 case
Occupational diseases	Number of employees diagnosed with occupational diseases	Number of people	0	0
Acute poisoning accidents	Number of times an acute poisoning accident has occurred.	Number of rounds	0	0
Food poisoning incidents	Number of times a food poisoning accident occurred.	Number of rounds	0	0
Fire disaster	Loss due to fire (Annual Sale x 10,000/1,000)	% /1000	0%	0%
Traffic accidents in the factory	Number of vehicle accidents on premises.	Number of events	0	1

Accident Report from FY 2015 – June 2023

